



2018 OFFICIAL RULES

<http://www.pullmapa.com>



<http://www.facebook.com/pullmapa>

Board of Directors

Lee White
515-490-8138

Larry Westphal
641-221-0094

Russ Lowe
515-490-7047

Mike Westphalen
712-249-5195

Wayne Bode
515-707-9003

Glynn Westphalen
712-249-0076

Weight Classes

***Class will be made if 3 of similar class show up that do not fit into listed classes. ***

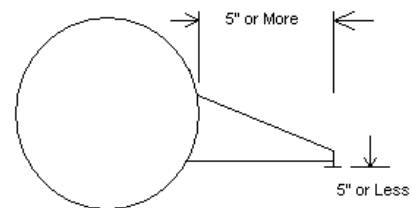
Changes for 2018 are highlighted

16 hp. Single – 15 & under: 950 lbs. & 1050 lbs.
Stock – Single: 1000 lbs. & 1050 lbs.
Stock – V Twin: 1000 lbs. & 1050 lbs.
5000 RPM Twin: 1000 lbs. & 1050 lbs.
Stock Altered: 1000 lbs. & 1050 lbs.

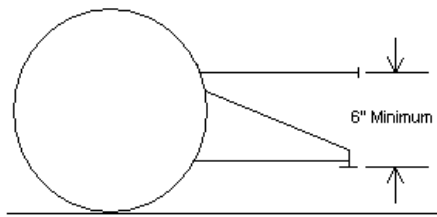
Super Stock: 1000 lbs. & 1050 lbs.
Diesel: 1200 lbs. & 1300 lbs.
Modified: 1200 lbs. & 1300 lbs.
Outlaw: 1300 lbs. & 1400 lbs.
Minirod V8: 1850 lbs. 1950 & 2050 lbs.

GENERAL RULES

1. No consumption of alcoholic beverages or illegal drugs on the track or in the pit area before or during the contest. Board members reserve the right to deny your participation if you are deemed to be under the influence.
2. No smoking while driving a tractor hooked to the sled.
3. Tractors must be operated in a safe manner at all times.
4. A qualified operator must be within arm's length of the tractor when it is started.
5. Operator must remain seated during the pull and must have complete control of the tractor at all times.
6. All pull attempts start with a tight chain, no jerking of the sled permitted. A pull attempt is defined as moving the sled.
7. Operator must drive and handle the tractor without assistance while keeping one hand on the steering wheel at all times.
8. All tractors must have working brakes.
9. The Association will provide at least two (2) working fire extinguishers.
10. All weights must be securely mounted.
11. Maximum of one pull per weight class per tractor. Tractors may move up one class; but cannot move down a class.
12. Maximum of two (2) pulls per tractor per event.
13. There will be a 75' false start line, with the option of restarting one time only. Must take next pull. (This rule will not apply on a 'pull-off')
14. All tractors must have adequate wheelie bars. Wheelie bars must support weight of tractor in heaviest class. Wheelie bar pads or rollers must be a minimum of 5" behind the rear most part of the rear tire and no more than 5" above the ground.



15. Bumper bars are required on all tractors. Bumper bars must be flush with the rear most tip of the skid pad or dolly wheel. Bumper bars must be a minimum of 6" above bottom of skid pad or centerline of dolly wheel and a minimum of 2" behind the rear tires. Bumper bars not included in overall length of tractor.



16. All tractors must weigh on the scale provided on-site by the Association. A fellow member will be responsible for reading the scale.

17. All weight classes are the total of weights, tractor, driver and helmet.

18. Weights may be repositioned on false start or pull off.

19. Rubber tires only. No chains or dual wheels allowed.

20. All units must have a hood, grill, and garden tractor appearance except outlaw class & Minirod V8.

21. No four (4) wheel drive allowed.

22. Diesel engines will be allowed.

23. No turbine engines allowed.

24. All tractors must have fenders with a minimum of 4" width, covering the top of the tire and down the front side until it connects to the foot pad or 6" above the ground. They are to be made of aluminum, steel or stock material.

25. Maximum 13" drawbar height measured at the top of stationary hitch point. No portion of tractor may interfere with sled chain. All hitches will have minimum of 1 1/4" inside diameter hole and be easily accessible making unassisted hookup possible. Minirod V8 hitch inside diameter must accept 2" round pipe or 2" round ball.

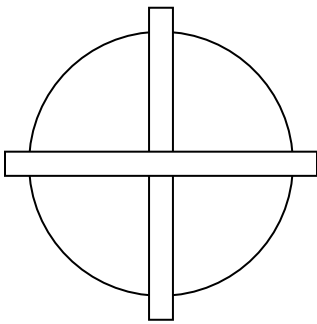
26. All tractors will have readily accessible safety breakaway kill switch connector at the rear of tractor. The kill switch shall be centrally located and shall immediately kill the engine and disable the electric fuel pump if the hitch or chain should break. The connector must be fitted with a ring with a minimum of 2" inside diameter.

27. All tractors must be equipped with a dead man type throttle.

28. No nitrous oxide or compressed gas of any kind allowed.

29. All engines in all classes, except diesels and outlaws, must be naturally aspirated.

30. All altered or modified exhaust must be routed safely vertical within 15 degrees in all directions and ahead of the rear axle.
31. Drive shafts, chains, automotive style clutches, flywheels operating against automotive style clutches, centrifugal super-charger housings, turbo charger housings and engine driven super charger belts must be shielded with a minimum of 1/16" steel. Approved flack blanket is acceptable for flywheel area. All garden tractor style clutches must be shielded with a minimum of 1/8" steel or equivalent strength aluminum 360 degrees. In addition, all super stock, diesel, modified and outlaw engines must have shielding to keep any engine parts from leaving engine area in the event of internal engine failure. Engine driven super chargers must have approved restraints to prevent blower from separating from engine in the event of engine or blower malfunction. All shielding shall be designed to protect both operator and spectators. A minimum of two (2) 1/4" bolts must be placed at the exhaust side of the turbo at a 90-degree angle, creating an "X" in the exhaust pipe as shown.



32. All rule interpretations will be made by a Board member. Upon a lodged (formal) protest, the rule interpretations will be made by the board member and one additional board member. Their decision will be final.
33. Anyone with two violations of a major rule as determined by the Board of Directors will be disqualified for one (1) year, plus one (1) week.
34. Maximum tire size for all classes, except mini rods V8 is 12x12x26. Bar, agricultural, auto, turf or altered tires are allowed. See Minirod V8 section of rules for tire sizes.
35. Obvious mechanical breakdowns will be moved to last place in class. A scratch will be allowed for obvious mechanical breakdowns.
36. At the discretion of the Board of Directors, any stock or stock altered tractor may be torn down or inspected following its final pull of the day. Refusal of tear down or inspection will result in disqualification for that day's pull. Board of Directors need not post a protest fee.
37. No portion of any tractor including weights and weight bracket may exceed 8' in length as measured from center of rear axle to furthest point forward. (Wheelie bars and bumper bars not included in overall length)
38. No portion of any tractor including weights and weight bracket may exceed 4" in length as measured from the rear of the tire to the furthest point rearward (Wheelie bars and bumper bars not included).

- 39. Helmets must be worn in all classes. Helmet strap must be fastened while pulling. Full length denim pants, shirt and shoes must be worn while pulling. No open toed shoes allowed.**
- 40. Fire suits must be worn in all classes except 16hp Single and Stock.**
- 41. Person who draws #2 pulling position will flag the following class or find a substitute flag person. Flagger must be a minimum of 18 years of age and familiar with MAPA rules.**
- 42. Person who draws #3 pulling position will hook the following class or find a substitute hook person. Person who is hooking tractors to the sled must be a minimum of 18 years of age.**
- 43. Fire extinguishers will be mounted on tractors in all classes except 16hp and Stock classes.**
- 44. If tractor is stopped by sled operator with brakes or kill switch, tractor will be measured where it was stopped, if in bounds.**
- 45. Flag person's decision will be final on out-of-bounds ruling. If tractor goes out of bounds after the 300' marker "out of bounds" rules do not apply.**
- 46. Any protest or questions shall be presented to a member of the board in a sportsman like manner. Any violation of this rule will result in ejection from the pull.**
- 47. The side boundaries of the track shall be marked with a line. Any portion of the tractor touching the line will result in disqualification.**
- 48. In the event the sled is changed after the class has started any tractor that has already pulled has the option to drop to the end of the class or remain in original pulling position. It is not mandatory to drop to end of class.**
- 49. Any weights falling off the tractor while hooked to the sled will mean a disqualification for that hook (even within the 75' false start line).**
- 50. Exhibition pulling will be allowed. Exhibition puller must make all attempts to meet all requirements for the class they are pulling. Exhibition pulls will be charged \$10 per hook at payback pulls.**
- 51. Centrifugal clutches will be allowed. Snowmobile type sheaves (both primary and secondary) must be shielded 360 degrees with minimum 1/8th inch steel. Shielding must be wider than the drive unit and securely mounted. This shielding must be incorporated with the belt shielding.**

16HP SINGLE – 15 & UNDER

- 1. 16hp Single - 15 yrs. & under class eligibility will be determined in this manner: If person is 15 years old on May 1st that person is eligible to participate in the 15 yrs. & under class for the upcoming pulling season. If person is older than 15 on May 1st of the upcoming pulling season they must compete in other classes.**
- 2. Stock tractors must have stock wheel-base. Chassis and drive train must originate from same brand production garden tractor. Hood, grill, fenders, etc. from another brand of tractor may be used. Modifications may be made to the drive train for the purpose of safety, durability or performance. Maximum 16 advertised horsepower single cylinder lawn and garden engine. Engine must have been available in the brand of tractor it is in and be in the original engine position. The only chassis modifications allowed will be those of the same type made by the manufacturer to fit the engine to the frame.**
- 3. Engine must have only unmodified production factory stock parts and must be of same brand and model of engine except for flywheel. Rod inserts allowed, .030 overbore allowed. **An Aftermarket connecting rod of the stock stroke is allowed.****
- 4. Engine carburetor venturi size restricted to 1.2 inches.**
- 5. A tear down protest consists of a deposit of \$50 by the protestor. Protestors can be anyone competing in that class. Tear down consists of head removal only. If engine is determined stock, protestor forfeits \$50 to tractor owner. If said engine is illegal, owner will forfeit all winnings of the day and all entry fees for this tractor and the \$50 is returned to the protestor. Tear down is by owner or their mechanic.**
- 6. No alterations may be made to the combustion chamber.**
- 7. No nitro-methane or alcohol fuels will be allowed. Specific gravity of .70-.78. Fuel may be protested by Board Member or anyone in that class.**
- 8. Steel flywheels recommended but not mandatory.**
- 9. An Electric Fuel Pump is allowed**
- 10. Engine rpm limited to 3800rpm.**

STOCK-Flat Head Single Cylinder

1. Stock tractors may have maximum wheel base of 52". Transmission must remain in stock position. Chassis and drive train must originate from same brand production garden tractor. Hood, grill, fenders, etc. from another brand of tractor may be used. Modifications may be made to the drive train for the purpose of safety, durability or performance. Engine must have been available in the brand of tractor it is in and be in the original engine position. Frame modifications allowed will be those of the same type made by the manufacturer to fit the engine to the frame. Tube front axles will be allowed.
2. Maximum 18 advertised horsepower lawn and garden engine.
3. Engine must have only unmodified production factory stock parts as follows: cam, valves, piston(s), head(s), carburetor and must be of same brand and model of engine except for flywheel. An Electric Fuel pump is allowed. Rod inserts allowed, .030 overbore allowed. **An Aftermarket connecting rod of stock stroke is allowed. After market "dress-up" items (i.e. valve covers and air cleaners) are allowed.**
4. Engine carburetor venturi size restricted to 1.2 inches.
5. A tear down protest consists of a deposit of \$50 by the protestor. Protestors can be anyone competing in that class. Tear down consists of head removal only. If engine is determined stock, protestor forfeits \$50 to tractor owner. If said engine is illegal, owner will forfeit all winnings of the day and all entry fees for this tractor and the \$50 is returned to the protestor. Tear down is by owner or their mechanic.
6. No alterations may be made to the combustion chamber.
7. No nitro-methane or alcohol fuels will be allowed. Specific gravity of .70-.78. Fuel may be protested by Board Member or anyone in that class.
8. Steel flywheels mandatory on all Stock tractors. **NO EXCEPTIONS.**
9. Flathead Twins, max. 18 hp, will compete with flathead singles.

STOCK-V Twin

1. Maximum 25 advertised horsepower engine.
2. **Rule #1, and rules # 3-8 of the Stock Single Cylinder Class apply to this class also.**

5000 RPM TWIN or Single Cylinder

- 1. Maximum 30hp garden tractor block – no recast, billet, or plated heads. Engine rpm limited to 5000rpm. Single Cylinder engines allowed to run billet head. Single Cylinder engines MUST run head strap to block.**
- 2. No welding on outside of heads. Putty permitted**
- 3. Stock manifolds only – 2 barrel, plastic, horizontal, or vertical – must have factory part number. No homemade plenums. Carb/manifold spacers are allowed. Carburetor venturi size restricted to 1.2 inches. Single or two barrel carbs permitted.**
- 4. No fuel injection allowed. Fuel shall be gas or methanol.**
- 5. Any type of ignition is allowed. Electric fuel pumps allowed.**
- 6. Maximum wheelbase of 56”.**
- 7. Steel flywheels mandatory on all tractors. NO EXCEPTIONS.**

STOCK ALTERED

- 1. Stock Altered tractors may have maximum wheel-base of 52”. Chassis and drive train must originate from same brand production garden tractor. Hood, grill, fenders, etc. from another brand of tractor may be used. Modifications may be made to the drive train for the purpose of safety, durability or performance. Maximum 38.5 cubic inch lawn and garden engine for flathead singles and V-twins. Maximum 45 cubic inch lawn and garden engine for flathead twins. No reverse port engines allowed. Engine must be in original engine position. The only chassis modifications allowed will be those of the same type made by the manufacturer to fit the engine to the frame.**
- 2. Factory block or stock OEM copy must be used. All engine carburetor venturi size restricted to 1.2 inches. Velocity stacks allowed. Maximum of 2” stand-off from engine to carburetor allowed. One spark plug per cylinder. Billet heads allowed for single-cylinders, but must be factory OEM bolt pattern. After market valve covers allowed. Electric fuel pumps allowed.**
- 3. A tear down protest consists of a deposit of \$50 by the protestor. Protestors can be anyone competing in that class. Tear down consists of carburetor and external checks only. If engine is determined stock, protestor forfeits \$50 to tractor owner. If said engine is illegal, owner will forfeit all winnings of the day and all entry fees for this tractor and the \$50 is returned to the protestor. Tear down is by owner or their mechanic.**
- 4. Tube front axles will be allowed. Front tires must track within the track of the rear tires.**
- 5. Stock appearing grills will be allowed.**
- 6. Steel flywheels mandatory on all Stock Altered Tractors. NO EXCEPTIONS.**
- 7. No nitro-methane.**

SUPER STOCK

1. Super Stock tractors may have a maximum 56" wheel-base. Drive train must originate from a production garden tractor.
2. Engine must have originated from a garden tractor. Aftermarket blocks will be allowed. Head bolt pattern must be in factory OEM location for that brand of engine.
3. Maximum width of 4'.
4. Aftermarket blocks will be allowed. Head bolt pattern must be in factory OEM location for that brand of engine.
5. Maximum of 2 cylinders, 1 carburetor per cylinder, 1.2" venturi on dual carburetors. Maximum of one engine.
6. Tube frames will be allowed.
7. Steel flywheels mandatory in Super Stock tractors. NO EXCEPTIONS.

DIESEL

1. Factory 3-cylinder air- or liquid-cooled diesels (no cut down 4 cylinder engines).
2. 75 cubic inch limit.
3. Water injection permitted, water or water soluble oil mixture only.
4. Stock head for engine make and model, no external welding except for repair.
5. Stock OEM intake. Porting and polishing allowed.
6. Stock or component frame with stock appearing garden, compact, or farm tractor sheet metal with full engine shields (side shields must be a minimum of 1/16" steel or 1/8" aluminum)
7. Limited to one mechanical fuel injection pump.
8. Limited to one turbo, with 2" inlet.
9. No intercoolers or ice boxes.
10. Kill switch must shut off electric fuel pump and shut air off on compressor side of turbo.
11. Exhaust "L" of turbo must have minimum of 5/16" cross in elbow with exhaust to discharge vertically.
12. No propane or nitrous of any kind.

13. Must run ¼” cable around oil pan over top of valve cover in between #1 and #2 cylinders in a complete circle connected with cable clamps (minimum of two clamps).
14. Steel flywheel required with flywheel inspection hole in bell housing.
15. Flywheel, front cast pulleys and clutch must be shielded 360 degrees with 1/8” steel or 3/16” aluminum, SFI approved scatter blanket also acceptable.
16. No belt driven cooling fans allowed, must be electric fans.
17. Diesel tractors may have a maximum 56” wheel base. Modifications may be made to the drive train for the purpose of safety, durability, or performance.
18. Maximum width of 4’.

MODIFIED

1. Motorcycle or Snowmobile (liquid or air cooled) and air cooled automotive designed engines with a maximum of four (4) cylinders.
2. Maximum of two (2) sparkplugs per cylinder on piston engines.
3. Maximum width of 5’.
4. Twin engines will be allowed.
5. No commercially manufactured frames allowed.

The intent of the modified class is to provide a class of 4 cylinder tractors with the “conventional” farm or garden tractor appearance. If you are considering building something unconventional, please contact a board member for full board approval before construction.

OUTLAW

1. Maximum of four (4) cylinders. Maximum of two (2) sparkplugs per cylinder on piston engines. Maximum of four (4) plugs total per rotary engine.
2. Maximum width of 5’.

V8 MINIROD

1. Maximum 8 cylinders. May be multiple engines
2. All engines to be naturally aspirated, fuel injection will be allowed or up to one carburetor barrel per cylinder.

3. Maximum of 8' length measured from center of rear axle to front most point including weights and brackets.
4. Maximum of 6' width.
5. Max. Tire size of 15x18x34 are allowed in the 1850 lb class. 18.4 to 16.1 tires are allowed in 1950 and 2050 lb class.
6. All engines equipped with a harmonic balancer will have a bolt in the crankshaft to hold balancer on. Balancer will be solid steel and if not, it will be shrouded with $\frac{1}{4}$ " steel no more than 1" away in direction of rotation 360 degrees to be fastened securely. If a pulley is not used ahead of balancer, a strap across the front of shroud is necessary.
7. Motor to be mounted in 1 of 2 manners:
 - a. Two front motor mounts, two rear motor mounts and a support saddle (sufficient strength cable may be used) for the rear of the transmission with $\frac{1}{2}$ " maximum clearance
 - b. Two front motor mounts, a support saddle (cable may be used) at rear of engine with $\frac{1}{2}$ " clearance maximum and a mount at rear of transmission. (This is to prevent the engine or transmission from dropping if breakage occurs).
8. All tractors using automatic transmissions MUST be equipped with a two-handed reverse gear lock-out system.
9. All tractors will be equipped with a starter interrupter switch activated by a shift lever which will allow starting ONLY in a neutral or park shift position on automatic transmission equipped tractors or when the clutch pedal is depressed on manual shift transmission equipped tractors (neutral safety switch or clutch disengagement switch)
10. Radiator overflow must discharge into a tank which must be large enough to contain fluid and be sealed to prevent spraying out.
11. A deflection shield is required on both sides of the engine. Shield must extend the full length of the block castings and be securely fastened. It must be of aluminum or steel and a minimum of .060" thick. Shields must be from the bottom of head (top of block) and extend to 2" below bottom center throw of crankshaft. Solid frame will qualify for shield if .060" thick.
12. All tractors must have a shut-off switch convenient to the driver other than the kill switch.
13. All tractors will have a fuel shut-off between the tank and fuel pump. This will be located in an easily accessible and visible location with a label and directional arrow.
14. All tractors will be equipped with a full roll cage. These will have 2 main hoops (minimum) construction from 1.25" x .095" chrome moly or 1.5" x .083 seamless mild steel or 3 hoops constructed of equal strength. All brace tubes can be constructed of 1" x .083" chrome moly or 1.25" x .065" seamless mild steel. There will be 2 vertical bars located behind

driver constructed of the same material. All horizontal and vertical tubes shall be placed in such a manner as to provide maximum cage strength. The back corners of the cage will need angle braces for side to side strength. All hoops and vertical back tubes shall be mounted to the tractors rear axle, differential, main frame (if available) auxiliary frame extensions of 1/4" sheet metal may be used to mount cage to rear axle. All bolts will be 3/8" grade 8. With driver in normal position, there shall be a minimum of 2" between main hoops and driver's helmet, both vertically and laterally. The driver's helmet must be behind front hoop.

15. All tractors with full roll cage will be equipped with a 5-point harness. A full roll cage is defined as having more than one hoop over driver.
16. All tractors must have a substantial seat with a minimum of 4" back firmly attached or a manufactured seat equal in strength. Drivers will remain in seat with no bouncing and feet will remain on foot rests any time tractor is in motion at a pulling event.
17. All tractors must have fenders. Fenders are to consist of a barrier between driver and tire.
18. The drawbar and drawbar assembly will not in any way be attached to the stabilizer assembly. Bumper bars will be part of the wheelie bars.
19. All tractors MUST have ski pads under front axle. Ski pads must be minimum of 2" wide, 3/8" thick and minimum of 5" long with radius front (to prevent from digging into surface) with ski pads no more than 2" off ground. Ski pads must be securely fastened to the frame.
20. All tractors MUST have a closed circle tow hook at front of tractor to provide easy tow off in the event of breakage. Tow hook must be a minimum of 1 1/2" inside diameter.
21. All tractors must have 1/4" thick shield; 360 degrees around entire length of drive shaft; to include covering the U joints.

POLICY

Insurance at the beginning of the year is \$130.00 per family. This covers spouse and any dependents under the age of 18.

Membership will be \$30.00 per puller. Associate Membership will be \$10.00 per person. This includes banquet meal and membership card.

Any member not paying the insurance fee at the first pull attended may pay a \$20.00 per person insurance fee at each pull. This fee in no way applies to the \$130.00 fee at the beginning of the year.

Members will not pay an entry fee at pulls.

Non-members will pay a \$10 per hook and \$10 insurance per driver.

All pullers must be registered 15 minutes prior to the posted start time. Any puller registering after this will automatically be placed at end of class.

PLACING SYSTEM

Points system will be according to however many tractors are in that particular class. For example: if there are 10 pullers in the class, winner gets 10 points; 2nd place gets 9 points and so on until last place gets 1 point. **All tractors receive 2 points for hooking to sled and attempting to move it.**

In the event of a rainout or sled breakage, all completed classes will receive earned points. If an entire pull is cancelled due to rain and/or track conditions, 1 point will be awarded to pullers that are on their way to the event, and pullers that have registered with the secretary.

Tractors going out of bounds will receive only the 2 points for hooking to the sled.

Breakage of tractor during the pull will not constitute a disqualification and will be measured for points at that distance. No points will be awarded if parts fall off the tractor onto the track, (not due to breakage). Ties for first place will be broken by a pull off. If one driver is unable or unwilling to pull off while the other driver requests a pull off, the former will forfeit the higher placing to the other driver. If a tractor is disqualified during a pull off, it will place last among the pull off tractors.

The Board of Directors may with a majority vote institute a pay back system for Members only at individual pulls if they so desire. Trophies may also be awarded for some events.

Season points championship tie breakers will be determined by the tractor with the most 1st place finishes. If there is still a tie then the greatest number of 2nd place finishes will be used and so on.